

LIABILITY FOR MACHINING ACCURACY WILL BE ASSUMED ONLY UPON RECEIPT OF TEMPLATES, COMPLETED HALEY BROS. MACHINING DETAIL SHEETS, AND PHYSICAL SAMPLES AND/OR TEMPLATES AS REQUIRED. ALL DETAIL SHEETS MUST BE APPROVED AND SIGNED BY CUSTOMER.

CUSTOMER \_\_\_\_\_

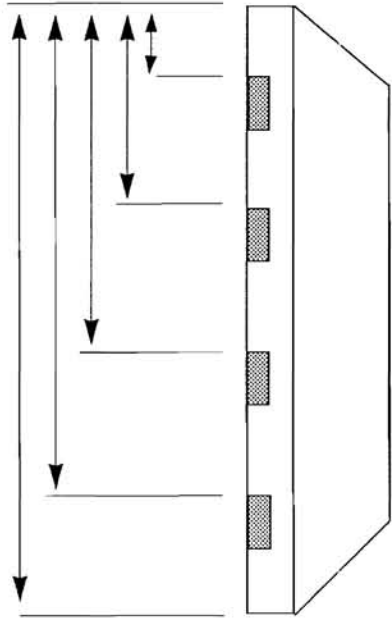
P. O. NUMBER \_\_\_\_\_

CUSTOMER APPROVAL BY \_\_\_\_\_

DATE SIGNED \_\_\_\_\_

CORP. OFFICE: 6291 ORANGETHORPE AVE., BUENA PARK, CA 90620  
(714) 670-2112 • FAX (714) 994-6971

### HINGES



SIZE \_\_\_\_\_

BACKSET \_\_\_\_\_

THICKNESS \_\_\_\_\_

PIVOT \_\_\_\_\_

TEMPLATE NO. \_\_\_\_\_

CORNERS:

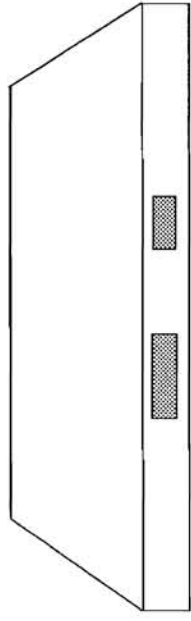
1/4 RADIUS \_\_\_\_\_

5/8 RADIUS \_\_\_\_\_

SQUARE \_\_\_\_\_

NOTE: WHEN WIRE CHASE IS REQUIRED, DESIGNATE HINGE TO RECEIVE WIRE WITH AN (X).

### LOCKS/EXIT DEVICE



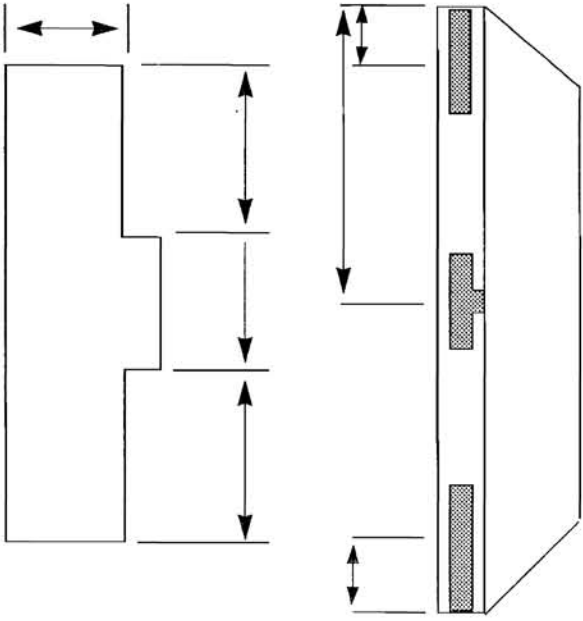
	BORED LOCK	DEAD LOCK
FACE BORE	_____	_____
BOLT BORE	_____	_____
BACKSET	_____	_____
FACE PLATE	_____	_____
CORNERS:		
1/4 RADIUS	_____	_____
5/8 RADIUS	_____	_____
SQUARE	_____	_____
MORTISE LOCK	_____	_____
UNIT LOCK	_____	_____
EXIT DEVICE	_____	_____

MANUFACTURER \_\_\_\_\_

TEMPLATE NO. \_\_\_\_\_

FUNCTION NO. \_\_\_\_\_

NOTE: EXIT DEVICE BACK-SET SHALL BE GIVEN AS THE DISTANCE FROM C/L DEVICE TO C/L OF DOOR THICKNESS AT LOCK STILE. U.O.N.



STRIKE \_\_\_\_\_

FLUSH BOLT SIZE \_\_\_\_\_

DUST BOX

TEMPLATE NO. \_\_\_\_\_

TEMPLATE NO. \_\_\_\_\_

TOP

BOTTOM



NOTE: HANDINGS SHOWN ARE METAL HANDINGS.

SPECIAL INSTRUCTIONS:

\_\_\_\_\_

\_\_\_\_\_

\_\_\_\_\_

PLANT \_\_\_\_\_

CUST. \_\_\_\_\_

ORDER # \_\_\_\_\_

DUE DATE \_\_\_\_\_

HARDWARE DRAWING NO. \_\_\_\_\_